

The String Thing



Supplemental Activities Packet


This packet contains classroom activity suggestions and worksheets to reinforce concepts from the Playbook® story and to go beyond the story into the content areas of Language Arts, Math, Science, Social Studies, Art, Health, etc., as well as Character Development.

Activities range in age appropriateness and skill level so that teachers can choose activities that best suit their particular students. An Answer Key is provided on the last page.

Name _____

Help Them Help You

Directions: In the picture below, connect the dots to complete the fire truck and then color it in. When you are finished, answer the two questions below the picture.



Many people have jobs that help people. Some of them are doctors and firefighters. Can you think of any others? Write your answers on the line below.

Where is the fire station in your neighborhood? Write your answer on the line below.

Name _____

A Helping Doctor

Directions: Color in the doctor! Remember, there are many people that have jobs to help other people just like Grace helped King T. Royal.



Name _____



Royal Vocabulary

- A. castle
- B. royal
- C. wise
- D. strong

- E. stranger
- F. tangled
- G. wonderful
- H. group

- I. symbol
- J. harmony
- K. tassel
- L. courage

Directions: Use the word bank above to help you match the word to its definition.

- ___ 1. a large building with high walls and towers that is surrounded by a moat
- ___ 2. to become so twisted up together it is hard to straighten out
- ___ 3. of the highest quality, amazing
- ___ 4. strength to carry on in the face of danger or difficulty
- ___ 5. someone that you have not seen before or do not know
- ___ 6. a letter or sign that stands for something else
- ___ 7. to have great physical power
- ___ 8. a hanging ornament that is made of string tied together at one end
- ___ 9. a number of people all together
- ___ 10. fit for a king or queen
- ___ 11. pleasing arrangement so that everything works together
- ___ 12. having or showing knowledge, wisdom, or good sense

Name _____



You Can Do It

Directions: Write about a time when you did something that someone else did not think you could accomplish. What was it? How did you do it? How did you feel when you finished your task or goal? Include as many details as you can.

In the story The String Thing, Lord Pomp thought it was important for the children of the kingdom to look up to him and listen to him. If he really took his job seriously, he may have done things differently. If you were Lord Pomp, what would you have done differently? Using complete sentences, write your answer below.

Begin like this:

If I were Lord Pomp, I would have...

To download and print extra copies of this page, visit www.playbooks.com/supplements.


String Phone

String can be used for more than making a String Thing. You can use a piece of string to make a string phone.



Supplies Needed: Two cups or cans (they can be tin, aluminum or paper), a nail, two paper clips, and a piece of string (5-10 feet long)

Instructions: Assuming that you are using cups, first poke holes with the nail in the bottom of the two cups. Next, push the string through the outside of the first cup and tie it to the paper clip on the inside. Tie the other end of the string to the second cup the same way. Your phone is ready to be used. Just make sure that the string is straight and tight when you are talking because it will give you a better connection.



For more kids craft visit <http://www.creativekidscrafts.com/ideas.html>.





String, Strong, Stranger

All of the words listed below have an "s" sound. It can be at the beginning of the word, in the middle, or at the end. Wherever you hear the "s" sound put a circle around that part of the word. Then pick two of the words to draw at the right. Here is an example.

Ⓢtranger



1. yes
2. countess
3. sit
4. small
5. wise
6. stronger
7. balls
8. close
9. sound
10. lost
11. surprise
12. friends
13. string
14. tassel
15. summer
16. banners
17. graduation caps
18. hearts



Name _____

A King's Life

In, The String Thing, King T. Royal is the ruler of his kingdom. A king can also be called a monarch. A king is a ruler over a group of people and his land. Many kings inherit their throne from their family. Inherit means that they are made king by someone in their family before them that was king. Kings in history were absolute rulers. The king had all of the power and could do anything he wanted. Once a person became king they were King until they died or gave up on being the king. Kings were raised in the royal family and were taught what to do when they would be king as they grew up. Some different names for kings or monarchs are: emperor, viceroy, grand duke, archduke, duke, count, baron, marques, and earl.

Draw a picture of yourself as a king in the space below. Be creative!

For more information on kings and monarchs go to
<http://www.britannica.com/eb/article-9045496/king>.

You Showed Them

For Teacher Use Only

At the end of the story, the author writes about "balls of string" symbolizing our own talents and gifts. He goes on to say that by using our talents and gifts we can make a difference. Get the children to talk about their "balls of string" and what they mean to them. What are their talents and gifts? How can they help others by using them? Ask them what talent another student may have in the class they can combine with theirs to do something great.



Answer Key

For Teacher Use Only

Royal Vocabulary

- | | |
|------|-------|
| 1. A | 7. D |
| 2. F | 8. K |
| 3. G | 9. H |
| 4. L | 10. B |
| 5. E | 11. J |
| 6. I | 12. C |

String... What?

- | | |
|------|------|
| 1. C | 4. A |
| 2. C | 5. C |
| 3. C | 6. B |

You Can Do It

Answers will vary.

String, Strong, Stranger

- yes
- countess
- sit
- small
- wise
- stronger
- balls
- close
- sound
- lost
- surprise
- friends
- string
- tassel
- summer
- banners
- graduation caps
- hearts

