

# *Jake Can't Fake It!*



## **Supplemental Activities Packet**

This packet contains classroom activity suggestions and worksheets to reinforce concepts from the Playbook® story and to go beyond the story into the content areas of Language Arts, Math, Science, Social Studies, Art, Health, etc., as well as Character Development.

Activities range in age appropriateness and skill level so that teachers can choose activities that best suit their particular students. An Answer Key is provided on the last page.

Name: \_\_\_\_\_

# Vocabulary

**Directions:** Match the correct word with its meaning. Write the letter of the word next to the meaning.



- |           |                |             |
|-----------|----------------|-------------|
| A. bother | E. pride       | I. task     |
| B. dull   | F. responsible | J. tease    |
| C. earn   | G. special     | K. together |
| D. forget | H. surprise    | L. unique   |


- \_\_\_\_\_ taking care of things that you should
- \_\_\_\_\_ to get from doing something
- \_\_\_\_\_ to not to remember
- \_\_\_\_\_ item of work one must do
- \_\_\_\_\_ happiness that comes from something you have done well
- \_\_\_\_\_ to make fun of
- \_\_\_\_\_ to give trouble to someone
- \_\_\_\_\_ boring
- \_\_\_\_\_ being the only one of its kind
- \_\_\_\_\_ something you did not know was going to happen
- \_\_\_\_\_ with someone
- \_\_\_\_\_ not common, and better in some way

Name: \_\_\_\_\_

# Rhyming Time

**Directions:** Help Jake finish his homework with words that rhyme with his name! Come up with five words and then draw a picture of that word in the box next to it.

Example:    nake   



1. \_\_\_\_\_



2. \_\_\_\_\_



3. \_\_\_\_\_



4. \_\_\_\_\_




5. \_\_\_\_\_



Name: \_\_\_\_\_

# Cleaning Up

**Directions:** One of Jake's responsibilities is to take out the trash. Help Jake find his way to the huge piles of trash.



To download and print extra copies of this page, visit [www.playbooks.com/supplements](http://www.playbooks.com/supplements).

Name: \_\_\_\_\_

# Math Before Play

**Directions:** Before going out to recess, Jake has to finish his math worksheet. Help Jake figure out the correct answers so that he can play!

Count and write the number of objects you see.


1.

\_\_\_\_\_  
-----  
\_\_\_\_\_



2.

\_\_\_\_\_  
-----  
\_\_\_\_\_



Solve. Write the sum or difference.

3. 
$$\begin{array}{r} 10 \\ + 3 \\ \hline \end{array}$$

4. 
$$\begin{array}{r} 7 \\ - 2 \\ \hline \end{array}$$

5. 
$$\begin{array}{r} 9 \\ - 4 \\ \hline \end{array}$$

6. 
$$\begin{array}{r} 8 \\ + 5 \\ \hline \end{array}$$

7. 
$$\begin{array}{r} 3 \\ - 2 \\ \hline \end{array}$$

8. 
$$\begin{array}{r} 6 \\ + 4 \\ \hline \end{array}$$

9. 
$$\begin{array}{r} 5 \\ - 3 \\ \hline \end{array}$$

10. 
$$\begin{array}{r} 4 \\ - 1 \\ \hline \end{array}$$

11. 
$$\begin{array}{r} 10 \\ - 9 \\ \hline \end{array}$$

12. 
$$\begin{array}{r} 8 \\ + 6 \\ \hline \end{array}$$

Name: \_\_\_\_\_

# Responsibility

**Directions:** What are you responsible for in your own life? Just like Jake and Coco, make a list of different things that you are responsible for doing throughout your week. When you finish something, draw your own stars next to the task. Take your list home and see how much you can accomplish!



Tasks to Do	Tasks Done

**Directions:** On the lines below, write out the answers to the following questions. What is your favorite task, and what is your least favorite? Do you share your responsibilities with others? What happens when you do not do something that you were responsible for?

---

---

---

---

---


---

---

---

# Discussion Prompt

Discuss with the class the definition of responsibility, and come up with some ideas as a class of what a responsible person would look like. It may be fun to draw a large person on either the board or a large piece of paper, and as a class come up with the different parts of a responsible person. You can make it relevant to your classroom. Here is an example:



Eyes: Watch out for younger brother or sister.

Mouth: Speak nice words.

Arms: Carry out the trash.

Hands: Help out around the house.

Legs: Walk the dog.

Next, create a class discussion about who the students think is the most responsible person in their own life. Have them write a small paragraph about who the person is and why they are the most responsible.

To further this assignment to a take-home activity, have each student bring in a picture of the person that they wrote about. You can create a class mural of the pictures that they brought in, and add the pictures to the responsible person drawing previously created. This will be fun for the students to have in the classroom.

# Answer Key

## For Teacher Use Only

### Vocabulary

- |      |       |
|------|-------|
| 1. F | 7. A  |
| 2. C | 8. B  |
| 3. D | 9. L  |
| 4. I | 10. H |
| 5. E | 11. K |
| 6. J | 12. G |



### Cleaning Up

### Math Before Play

- |       |        |
|-------|--------|
| 1. 7  | 7. 1   |
| 2. 4  | 8. 10  |
| 3. 13 | 9. 2   |
| 4. 5  | 10. 3  |
| 5. 5  | 11. 1  |
| 6. 13 | 12. 14 |

