

I Want My Room Back!




Supplemental Activities Packet

This packet contains classroom activity suggestions and worksheets to reinforce concepts from the Playbook® story and to go beyond the story into the content areas of Language Arts, Math, Science, Social Studies, Art, Health, etc., as well as Character Development.

Activities range in age appropriateness and skill level so that teachers can choose activities that best suit their particular students. An Answer Key is provided on the last page.

Name _____

Make A Story Map



Directions: Here is your chance to tell the story. Make a story map from I Want My Room Back! You may use pictures, words or quotes to re-tell the events. Refer to the story for help and show as much information as possible. Then answer the two questions at the bottom of the page.

1. Why didn't Timmy's friends want to play with him?

2. How did Timmy's mom reach him in the end of the story?

Name _____

RRRrrrrrr!

Take a look at the pictures below. All of them have one thing in common, the "r" sound. Decide what the picture is, and write the word in the space provided. Then circle where you hear the "r" sound. It may be at the beginning or at the end of the word. The first one is done for you as an example.



Running


1



2



3



4



5



5





Dust Bunnies Add Up Fast!


1. 4
 + 1



2. 5
 + 2



3. 6
 + 2



4. 3
 + 1



Writing Practice

D

B

Dust

Bunnies


Dust Bunnies



Where Did They Go?

Directions. Read the word problems below and find the solution.

- 1) Two dust bunnies were on Timmy's bed when he went to sleep. When he woke up there were eight. How many dust bunnies came to visit when Timmy was sleeping?
- 2) Stinky zoomed around Timmy's room looking for dirty socks to stink up. Two socks were found behind the dresser, one was in the toy chest, and two more were under the bed. How many dirty socks did Stinky find in Timmy's room?
- 3) Timmy wanted to play with his set of sixty army men. He could not find all of them in his messy room. If Timmy had 35 army men, how many of them were lost?
- 4) Timmy and his mom were cleaning his room. Timmy had to throw away some toys because they were broken. Three legos, one action figure, two board games, and six torn baseball cards were all broken. How many of Timmy's toys were found broken all together?



Name _____



Keeping it Clean

Can you think of some good habits Timmy can develop that will help him keep his room clean? Write down some of your ideas and then you can discuss them as a class or in small groups.

Think about what you do to keep your room at home clean. If your room is a mess, what could you do to try to keep it clean? Compare your ideas with the other people in your group. Did you all come up with the same ideas or did you have different ideas, too?

1. _____

2. _____

3. _____

4. _____

5. _____

6. _____

7. _____

To download and print extra copies of this page, visit www.playbooks.com/supplements.

Name _____

My Room



Think about how you can rearrange your room to make it more organized. What would you move. Would you make folders or put things in certain drawers? Then, in the space below draw your more organized room.

Put your ideas into action!

When you go home, if it is okay with your parents, ask them to help you make your room like the drawing.



Figure These Out

Before Timmy goes to bed, he needs to finish his homework. Help Timmy with these vocabulary words so he can get to bed.

___ 1. surprise

___ 2. whisper

___ 3. ignore

___ 4. broken

___ 5. angry

___ 6. clean

___ 7. messy

___ 8. sudden

___ 9. missing

A. an act or an instance of coming upon someone suddenly

B. made or brought about in a short time

C. to separate into parts suddenly or by force

D. to pay no attention to

E. to not have dirt or pollution

F. to discover or feel that someone or something is no longer there

G. to speak very softly or under the breath

H. a feeling of being mad

I. to not be clean, neat, or tidy

Now Unscramble These Words For Fun!

1. MYMIT _____

2. SYDUT _____

3. ISYNTK _____

4. SOTL _____

Euw! Who Knew?



Almost everything around us makes dust. The dust in your house is made of things like human skin and hair, pollen, mold, pieces of carpet, parts of bugs, and pieces of fabric from blankets, pillows, or your bed, and even pieces of food and paper. Not only do these things make up dust but they can become homes for dust mites. Skin makes up about 70% of the dust in your house. Each year you shed enough skin to fill a basketball! Don't worry, this is normal. Your body makes new skin cells all the time. The old cells fall off, making room for the new cells.



Microscopic view of a dust mite



Microscopic view of skin cells

Dust mites are microscopic bugs. They live on dead skin cells from humans and animals. Your mattress at home can contain tens of thousands of dust mites. Each dust mite can produce twenty droppings per day. These droppings have a protein to which many humans are allergic.

Dust is not just in your house, it is in outer space, too. Check out this website to learn some cool facts about dust in space:

<http://www.kidsastronomy.com/comets.htm>

Sources

<http://www.madsci.org/posts/archives/dec98/912530774.En.r.html>
<http://www.unsolvedmysteries.com/usm192051.html>

www.anvari.org/fun/Truth/Useless_Facts.html
<http://ehso.com/ehshome/dustmites.php>



Answer Key

For Teacher Use Only

Make the Story Map

Answers/pictures will vary.

1. He was dirty, smell, and couldn't find his bat and ball.
2. Told him she was the same way before she learned her lesson.

RRRrrrrrr

1. Rabbit
2. Car
3. Star
4. Road
5. Flower
6. Bear

Dust Bunnies Add Up Fast

Part I

1. 5
2. 7
3. 8
4. 4

Where Did They Go?

1. 6 dust bunnies
2. 5 socks
3. 25 army men
4. 12 toys

Keeping It Clean

Answers will vary.

My Room

Answers/pictures will vary.

Figure These Out

- | | |
|------|------|
| 1. A | 6. E |
| 2. G | 7. I |
| 3. D | 8. B |
| 4. C | 9. F |
| 5. H | |

Now Unscramble These Words For Fun

1. TIMMY
2. DUSTY
3. STINKY
4. LOST

The Most Important

Answers will vary.

